



# LIÇÃO DE FÉRIAS

TEMA: INSETOS

**PRÉ I – A, B, C, D**

PROFESSORAS: CRIS, FLÁVIA, JOSI E CAMILA

Nome: \_\_\_\_\_



## Esta será a lição de férias.

### Algumas sugestões:

- ✓ Não deixe para a última hora;
- ✓ Distribua as atividades ao longo dos dias;
- ✓ Realize todas as atividades com capricho;
- ✓ Seja Proativo;
- ✓ Comece com o Objetivo em Mente;
- ✓ Primeiro o Mais Importante;
- ✓ Pense Ganha-Ganha;
- ✓ Procure Primeiro Compreender e Depois Ser Compreendido;
- ✓ Crie Sinergia;
- ✓ Afine o instrumento.

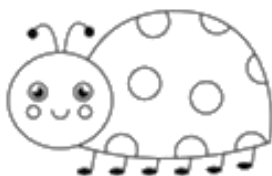



**Bom trabalho e boas férias!**



*Vamos sentir saudades...  
Equipe da Educação Infantil*






1- LIGUE CADA FIGURA À SUA SOMBRA.



2- OBSERVE A IMAGEM, ENCONTRE OS 5 ERROS, CIRCULE CADA UM DELES E DEPOIS PINTE O DESENHO BEM BONITO!





3- AJUDE A ABELHA A ENCONTRAR O MEL.

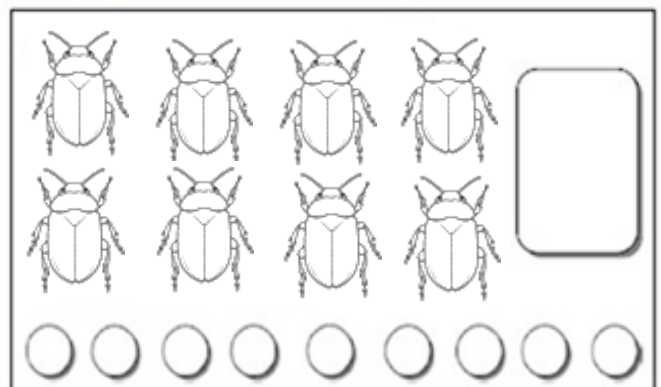

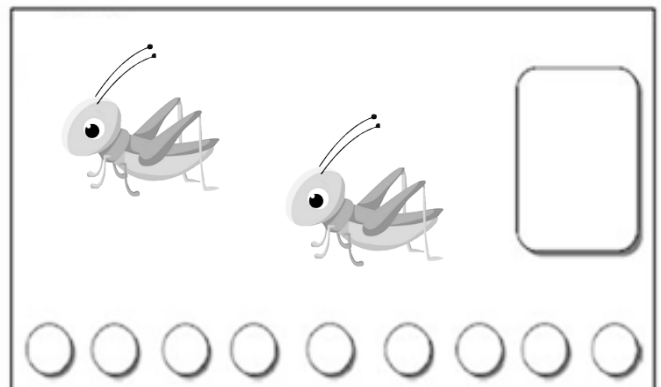


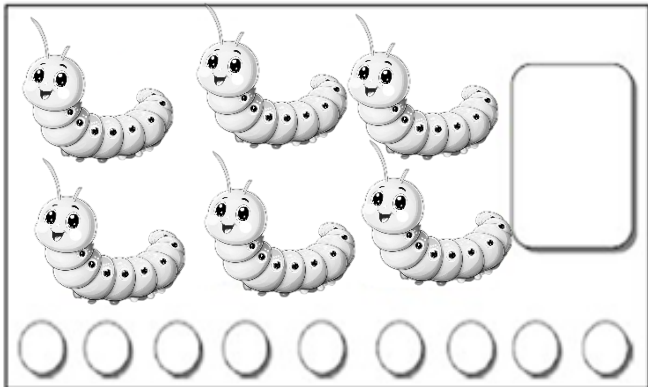




## VAMOS COMPLETAR A CENTOPÉIA?


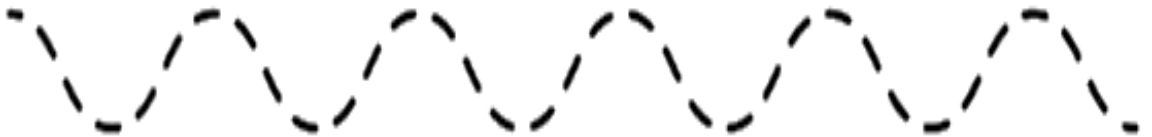
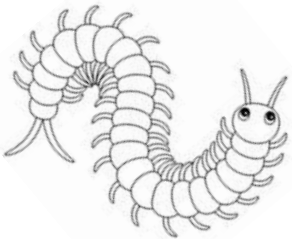
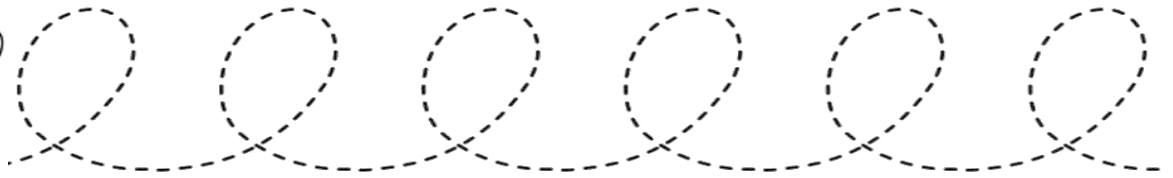
4- RECORTE OS NÚMEROS E FAÇA A CORRESPONDÊNCIA COM AS QUANTIDADES INDICADAS. DEPOIS, PINTE BEM BONITO!



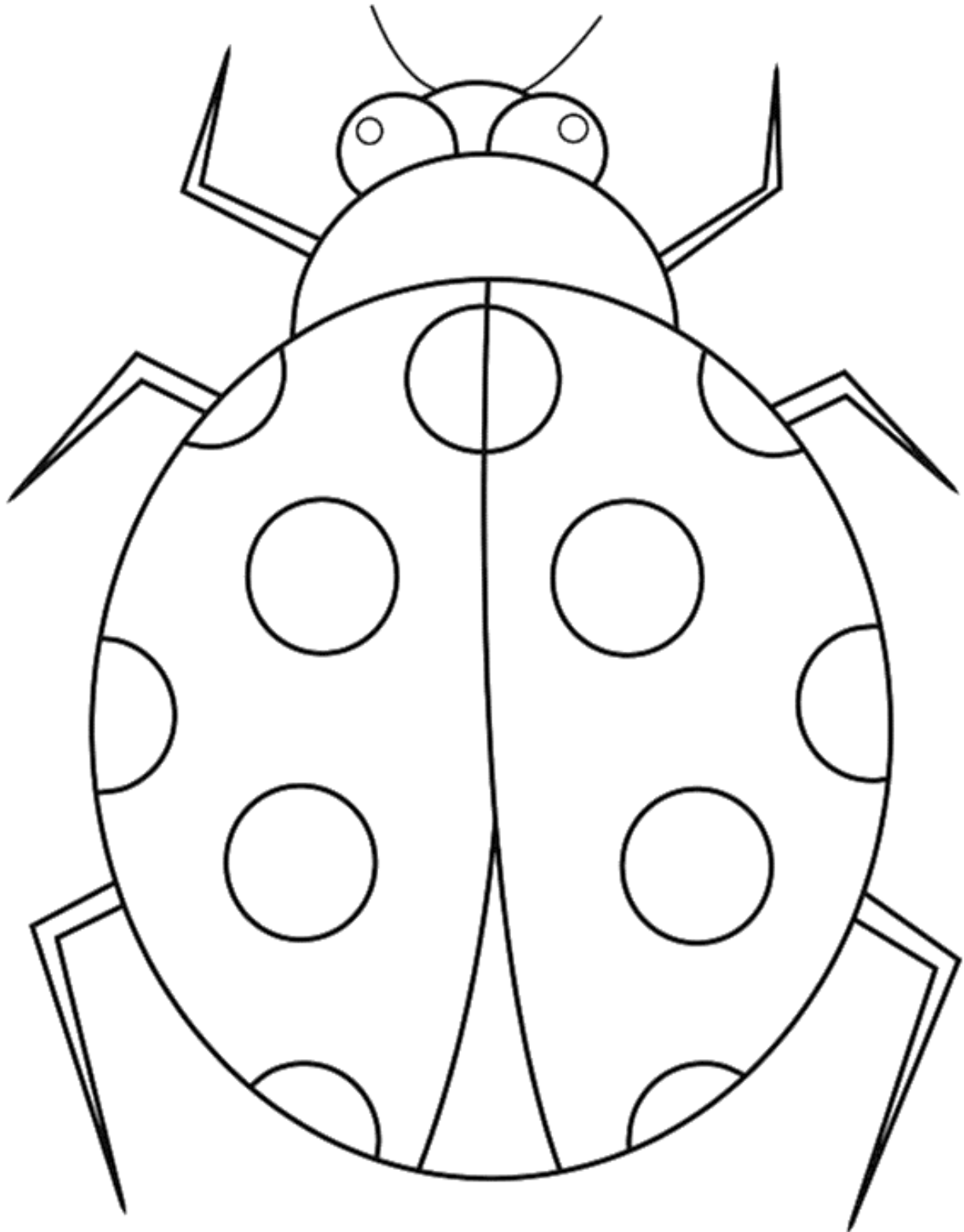
5- CONTE OS INSETOS DE CADA CONJUNTO, PINTE OS CÍRCULOS CORRESPONDENTE E ESCREVA O NÚMERO AO LADO.



6- SEJA PROATIVO! SIGA OS CAMINHOS COM LÁPIS GRAFITE AJUDANDO OS INSETOS.



7- PINTE A JOANINHA BEM BONITA. DEPOIS, COLE PEDACINHOS DE PAPEL CREPOM NAS PINTINHAS DELA.



8- PINTE AS LETRINHAS QUE FORMAM SEU NOME E DEPOIS ESCREVA-O NO ESPAÇO ABAIXO.

A B C D E



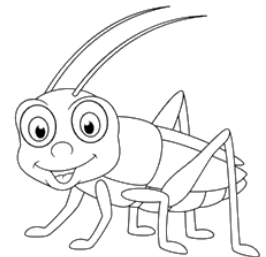
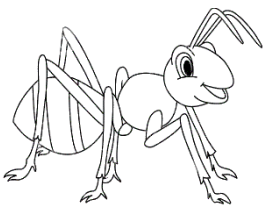
F G H I J

K L M N

O P Q R S


T U V W

X Y Z






---



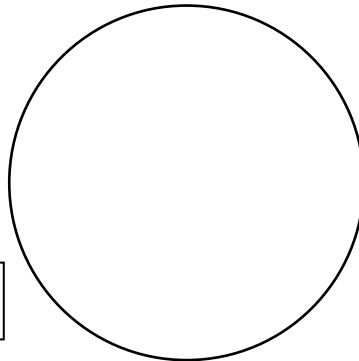
9- ESCREVA A PRIMEIRA LETRA NO CÍRCULO E A ÚLTIMA NO QUADRADO.




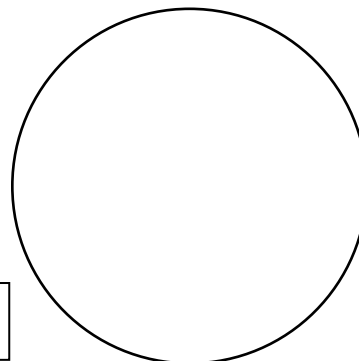
**BORBOLETA**





**CARACOL**



**ABELHA**



**FORMIGA**



10- ACHE OS INSETOS NO JARDIM, DEPOIS CONTE E REGISTRE A QUANTIDADE.



1


2

3

4







11- CIRCULE TODAS AS LETRAS **A** QUE VOCÊ ENCONTRAR, DEPOIS, PINTE A ARANHA.



12- COLE UMA FOLHA DE ÁRVORE E USE-A PARA CRIAR O CORPO DE UM INSETO. DEPOIS, DESENHE AS PARTES QUE FALTAM, COMO: OLHOS, PERNAS, ASAS E ANTENAS.



13- TRACE AS VOGAIS E COMPLETE A LINHA.



1

2

3

4

5

1

2

3

4

5

1

2

3

4

5

1

2

3

4

5

1

2

3

4

5